


### DESCRIPTION:



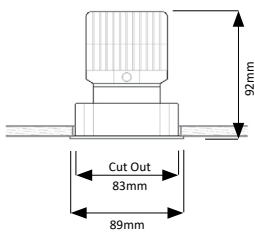
Architectural recessed down light with ultimate glare control, visual comfort & performance. Low profile cast aluminium bezel & heat sink with integrated cowl. 132lm/W modular LED, tool less, interchangeable component design:

- Reflectors (12, 25, 38 & 60 degree options) - Inner Baffle (black, piano black, mirror black, white, chrome, matt chrome & champagne options) - Distribution lenses (glare reducing honeycomb, clear, woven & softening optic options) - Outer Bezel (white, black & grey, round & square, fixed & adjustable, trim & trimless options)

IP20 standard with IP44 option, CRI > 85 & > 95, 50,000 (L80B10) operating hours, 5 year standard warranty, Pluggable pre-terminated Tridonic / Philips driver as standard. Emergency versions available on request.

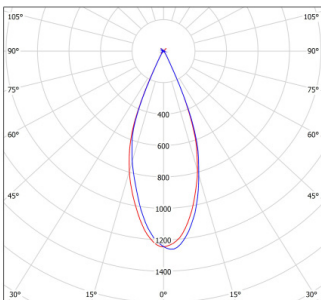
Product family offers consistent LED lamp options, replaceable from below.

### SPECIFICATIONS:



Mains Voltage (V)	220-240	Operational Hours	50,000 (L80B10)
Mains Frequency (Hz)	50-60	Operating Temp (°C)	-25 to +35
Ingress Protection (IP)	20	Body	Cast Aluminium
Optional (IP)	44	Finish	Powder Coated
MacAdam Ellipse	3 / 2 SDCM	Optic Lens	Optical Glass
UGR	<17	Warranty	5 Years
CRI	>85		
Efficiency (lm/W)	Up to 132		

### PERFORMANCE:



PARAMETER	STANDARD	OPTIONS
A Model:	ArchPro Small Square (APSS)	
B CRI:	8 : >85	9 : >95
C CT:	30 : 3000K	27 : 2700K, 40: 4000K
D Load:	15 : 15W	10 : 10W, 7: 7W, MR: MR16, GU: GU10
E Beam:	M : Medium (38)	S : Spot (12), N: Narrow (25), W: Wide (60)
F Ingress:	20 : IP20	44 : IP44
G External Finish:	W : White	B : Black, G: Grey
H Baffle Finish:	C : Chrome	PB : Piano Black, MB: Mirror Black, W: White, B: Black, MC: Matt Chrome, CH: Champagne
I Control:	S : Switched	D : 1-10V, P: Phase, DS: DSI, DA: DALI
J Accessories:	(Add suffix /)	/T : Trimless, /S: Softening Lens, /H: Honeycomb Louvre, /W: Woven Glass, /C: Clear Glass

### ORDERING:

#### STANDARD COB ORDER CODES:

#### CODE BUILDER

A	B	C	D	E	F	G	H	I	J
APSS	8	30	15	M	20	W	C	S	-

APSS.8.30.15.M.20.W.B.S  
 APSS.8.30.10.M.20.W.B.S  
 APSS.8.30.7.M.20.W.B.S

DRIVE CURRENT:  
(mA)

LUMINAIRE OUTPUT:  
(lm)

TYPICAL PRODUCT DESCRIPTION:  
(Example)

350	1,024	ArchPro Small Square, 3000K, 15W, Med BA
250	899	ArchPro Small Square, 3000K, 10W, Med BA
180	647	ArchPro Small Square, 3000K, 7W, Med BA

#### LED LAMP ORDER CODES:

APSS.8.27.MR.M.54.W.B.S  
 APSS.8.27.GU.M.54.W.B.S

Low Voltage (12V)  
 Mains (230V)

Lamp Specific  
 Lamp Specific

ArchPro Small Square, 2700K, 10W MR16, Med BA  
 ArchPro Small Square, 2700K, 10W GU10, Med BA

