


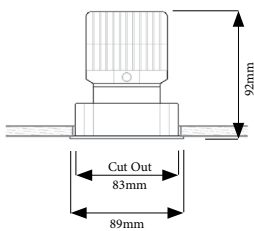
DESCRIPTION:


Architectural recessed down light with ultimate glare control, visual comfort & performance. Low profile cast aluminium bezel & heat sink with integrated cowl. 132lm/W modular LED, tool less, interchangeable component design:

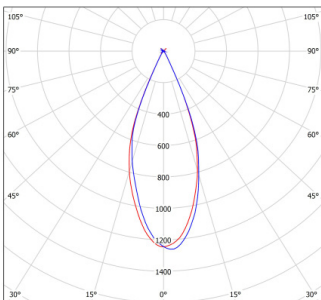
- Reflectors (12, 25, 38 & 60 degree options) - Inner Baffle (black, piano black, mirror black, white, chrome, matt chrome & champagne options) - Distribution lenses (glare reducing honeycomb, clear, woven & softening optic options) - Outer Bezel (white, black & grey, round & square, fixed & adjustable, trim & trimless options)

IP20 standard with IP44 option, CRI > 85 & > 95, 50,000 (L80B10) operating hours, 5 year standard warranty, Pluggable pre-terminated Tridonic / Philips driver as standard. Emergency versions available on request.

Product family offers consistent LED lamp options, replaceable from below.

SPECIFICATIONS:


Mains Voltage (V)	220-240	Operational Hours	50,000 (L80B10)
Mains Frequency (Hz)	50-60	Operating Temp (°C)	-25 to +35
Ingress Protection (IP)	20	Body	Cast Aluminium
Optional (IP)	44	Finish	Powder Coated
MacAdam Ellipse	3 / 2 SDCM	Optic Lens	Optical Glass
UGR	<17	Warranty	5 Years
CRI	>85		
Efficiency (lm/W)	Up to 132		

PERFORMANCE:


PARAMETER	STANDARD	OPTIONS
A Model:	ArchPro Small Square Adj (APSSA)	
B CRI:	8 : >85	9 : >95
C CT:	30 : 3000K	27 : 2700K, 40: 4000K
D Load:	15 : 15W	10 : 10W, 7: 7W, MR: MR16, GU: GU10
E Beam:	M : Medium (38)	S : Spot (12), N: Narrow (25), W: Wide (60)
F Ingress:	20 : IP20	44 : IP44
G External Finish:	W : White	B : Black, G: Grey
H Baffle Finish:	C : Chrome	PB : Piano Black, MB: Mirror Black, W: White, B: Black, MC: Matt Chrome, CH: Champagne
I Control:	S : Switched	D : 1-10V, P: Phase, DS: DSI, DA: DALI
J Accessories:	(Add suffix /)	/T : Trimless, /S: Softening Lens, /H: Honeycomb Louvre, /W: Woven Glass, /C: Clear Glass

ORDERING:
STANDARD COB ORDER CODES:
CODE BUILDER

A	B	C	D	E	F	G	H	I	J
APSSA	8	30	15	M	20	W	C	S	-

APSSA.8.30.15.M.20.W.B.S
 APSSA.8.30.10.M.20.W.B.S
 APSSA.8.30.7.M.20.W.B.S

DRIVE CURRENT:
(mA)

LUMINAIRE OUTPUT:
(lm)

TYPICAL PRODUCT DESCRIPTION:
(Example)

350	1,031	ArchPro Small Square Adj, 3000K, 15W, Med BA
250	905	ArchPro Small Square Adj, 3000K, 10W, Med BA
180	651	ArchPro Small Square Adj, 3000K, 7W, Med BA

LED LAMP ORDER CODES:

APSSA.8.27.MR.M.54.W.B.S
 APSSA.8.27.GU.M.54.W.B.S

Low Voltage (12V)
 Mains (230V)

Lamp Specific
 Lamp Specific

ArchPro Small Square Adj, 2700K, 10W MR16, Med BA
 ArchPro Small Square Adj, 2700K, 10W GU10, Med BA

