

SAFETY WARNINGS

The Installation should only be undertaken by a qualified electrician.
Surfaces can become hot while running.

L'installation du luminaire doit se faire par un ingénieur électricien agréé.
Les surfaces peuvent chauffer lors de l'utilisation.

La instalación sólo debe ser realizada por un electricista calificado.
Las superficies pueden calentarse durante el funcionamiento.

L'installazione deve essere eseguita solo da un elettricista qualificato.
Le superfici possono diventare calde durante il funzionamento.

Die Installation darf nur von einem Elektrofachmann durchgeführt werden.
Oberflächen können im Betrieb heiß werden

Монтаж должен выполняться только квалифицированным электриком.
Поверхности могут нагреваться во время работы

TECHNICAL INFORMATION

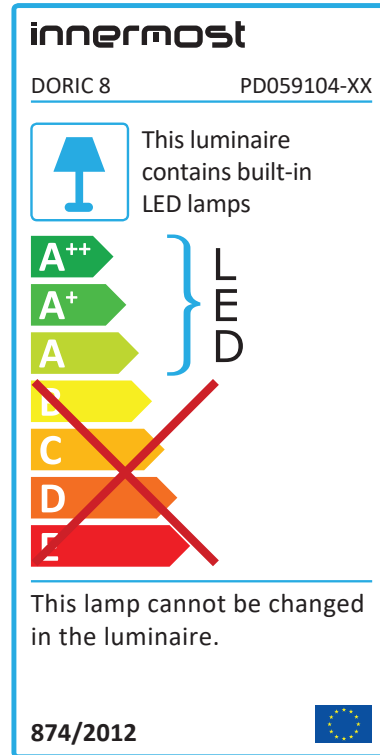

Doric 8 (UK/EU) - 220v, AC 12W LED Unit
CE certified, CRI 90, 900 Lumen
3000K, chip life 30,000 hrs
Triac / Lutron Dimmable
Compatible with Casambi bluetooth control system

CLEANING AND CARE

Switch off the luminaire before cleaning and relamping.

Take care when handling Doric's resin shade, especially during assembly.

Use a non-abrasive cloth to keep your Doric clean.



For further information, please contact: info@innermost.net

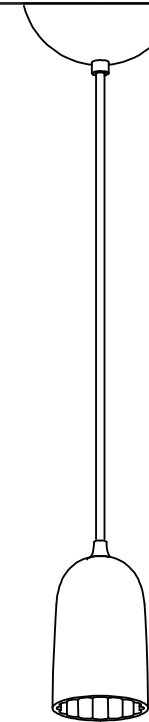
www.innermost.net

OXO Tower Wharf Bargehouse Street
London, SE1 9PH

ITG054.01.02

Doric 8

by James Bartlett



INSTALLATION GUIDE FOR :

Doric 8 UK / EU

Black Marble - PD05910432
Matt White - PD05910433
Rose Marble - PD05910434
White Marble - PD05910435

innermost[®]

Our continually updated product documentation can be accessed at www.innermost.net

Doric 8

by James Bartlett

innermost®

