



Ø30cm / 11.8"

**Eclipse 30**  
UK/EU: PE039115XX



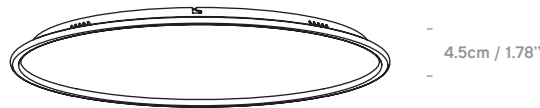
Ø40cm / 15.7"

**Eclipse 40**  
UK/EU: PE039120XX



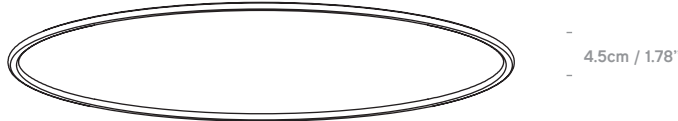
Ø60cm / 23.6"

**Eclipse 60**  
UK/EU: PE039140XX



Ø90cm / 35.4"


**Eclipse 90**  
UK/EU: PE039170XX



Ø120cm / 47.2"

**Eclipse 120**  
UK/EU: PE039195XX

### Acoustic Felt Cover



Additional acoustic felt cover available for order

#### Order Format:

Product Code\_Felt Colour Code

E.g.: PE03914001\_01 =

Eclipse 60 White + Sand Felt Cover



### Colour + EAN/UPC Code

01 - White  
(RAL 9003 Matt)  
EAN:  
30: 5060481945233  
40: 5060481945240  
60: 5060481945257  
90: 5060481945264  
120: 5060481945271

02 - BLACK  
(RAL 9011 Matt)  
EAN:  
30: 5060481945189  
40: 5060481945196  
60: 5060481945202  
90: 5060481945219  
120: 5060481945226



<b>Category</b>	Flush Ceiling Mount
<b>Material</b>	Aluminium + Silicone
<b>Cable</b>	20cm White PVC Cable
<b>Lightsource</b>	Integrated LED
<b>Switched</b>	No
<b>Class</b>	Class II - Double Insulated

<b>IP Rating</b>	IP20
<b>Product Weight</b>	30: 1.8KGS / 40: 2.3KGS / 60: 3.6KGS 90: 5.4KGS / 120: 7.2KGS
<b>Individual Carton Size</b>	30: 35x35x10cm / 40: 45x45x10cm / 60: 65x65x10cm 90: 95x95x11.5cm / 120: 125x125x11.5cm
<b>Shipping Carton Quantity</b>	1
<b>Shipping Carton Weight</b>	30: 3.5KGS / 40: 4.8KGS / 60: 6.8KGS 90: 11KGS / 120: 17KGS

<b>LED Chip</b>	Samsung
<b>Wattage</b>	30: 32W / 40: 45W / 60: 60W 90: 100W / 120: 135W
<b>Luminous Flux</b>	30: 2240lm / 40: 3150lm / 60: 4200lm 90: 7000lm / 120: 9450lm
<b>Colour Temp</b>	3000K
<b>CRI</b>	90+ CRI
<b>Dimmable</b>	0-10v dimming / phase dimming dali dimming

<b>Other Information</b>	
<b>Special Order:</b>	3000K / 3500K / 4000L / 5000K, RAL colour, CRI customizable Pendant Hanging Kit compatible for all models on request
<b>Energy Efficiency:</b>	Class F
<b>LED Life:</b>	Minimum 50,000h